


































Results are provisional as of 17:31 on July 26, 2024

T293 U13 Fleet

Sailed: 15, Discards: 2, To count: 13, Entries: 72, Scoring system: WCR Appendix A

Rank	Fleet	Division	NOC	Sailnumber	Full Name	YOB	Gender	Total	Nett	R1	R2	R3	R4	R5	R6	R7	R8	R9	R10	R11	R12	R13	R14	R15
1	T293 U13		 ESP	933	Joshua Castro Jurek	2012	M	66.0	41.0	3.0	1.0	(8.0)	(17.0)	6.0	1.0	1.0	3.0	1.0	4.0	1.0	4.0	5.0	5.0	6.0
2	T293 U13		 ESP	910	Biel Martorell Blasco	2012	M	85.0	51.0	2.0	3.0	11.0	(19.0)	1.0	3.0	4.0	4.0	(15.0)	8.0	2.0	2.0	6.0	3.0	2.0
3	T293 U13		 ESP	902	Joan Servera	2012	M	98.0	60.0	1.0	2.0	7.0	(13.0)	12.0	4.0	3.0	5.0	2.0	(25.0)	3.0	1.0	4.0	9.0	7.0
4	T293 U13	5.0	 HUN	328	Antal Körtvélyesi	2014	M	117.0	74.0	9.0	9.0	1.0	(25.0 PRP)	2.0	12.0	13.0	6.0	4.0	(18.0)	4.0	11.0	1.0	1.0	1.0
5	T293 U13		 GRE	122	Iliana Panagi	2012	F	217.0	105.0	4.0	10.0	15.0	16.0	4.0	11.0	2.0	2.0	6.0	3.0	15.0	(73.0 OCS)	13.0	4.0	(39.0)
6	T293 U13		 ITA	53	Greta Alesi	2012	F	160.0	117.0	8.0	5.0	17.0	12.0	(19.0)	13.0	(24.0)	10.0	12.0	5.0	8.0	14.0	2.0	6.0	5.0
7	T293 U13		 ITA	3	Vincenzo Clausi	2012	M	182.6	129.6	(27.0)	7.0	4.0	15.0	14.0	2.0	16.0	8.0	11.6 RDG1:9	6.0	11.0	5.0	9.0	(26.0)	21.0
8	T293 U13		 ITA	73	Luca Versace	2012	M	195.0	134.0	14.0	4.0	12.0	10.0	5.0	19.0	12.0	1.0	3.0	9.0	(34.0)	6.0	19.0	(27.0)	20.0
9	T293 U13		 ITA	31	Marta Clemente	2012	F	211.5	137.5	7.0	20.0	5.0	18.0	12.5 RDG1:5	7.0	(32.0)	7.0	18.0	2.0	7.0	24.0	7.0	(42.0)	3.0
10	T293 U13		 ITA	110	Marco Cicerone	2012	M	213.0	155.0	17.0	16.0	18.0	4.0	(35.0)	16.0	6.0	9.0	5.0	11.0	5.0	(23.0)	16.0	21.0	11.0
11	T293 U13		 ITA	147	Filippo Verita	2012	M	241.0	162.0	5.0	15.0	3.0	26.0	3.0	30.0	7.0	20.0	(31.0)	(48.0 PRP)	6.0	15.0	18.0	10.0	4.0
12	T293 U13		 HUN	514	Flórián Kátai	2012	M	233.0	178.0	13.0	23.0	23.0	5.0	13.0	24.0	15.0	(25.0)	10.0	7.0	16.0	(30.0)	3.0	16.0	10.0
13	T293 U13		 TUR	3520	Zeynep Mavioglu	2012	F	239.0	182.0	12.0	12.0	9.0	(27.0)	7.0	5.0	10.0	13.0	14.0	17.0	14.0	18.0	24.0	(30.0)	27.0
14	T293 U13	5.0	 POL	427	Jakub Kazmierczak	2013	M	243.0	189.0	6.0	6.0	13.0	20.0	(27.0)	25.0	20.0	16.0	7.0	(27.0)	19.0	26.0	20.0	2.0	9.0
15	T293 U13		 GRE	87	Achilleas Filippos	2012	M	333.5	203.0	22.0	25.0	6.0	22.0	(57.5 PRP)	(73.0 RET)	8.0	22.0	13.0	10.0	21.0	9.0	25.0	8.0	12.0
16	T293 U13		 TUR	3512	Doga Coker	2012	F	284.0	212.0	16.0	17.0	(39.0)	32.0	17.0	6.0	5.0	15.0	8.0	20.0	10.0	3.0	(33.0)	32.0	31.0
17	T293 U13		 GRE	64	Kyriaki Zerva	2012	F	285.0	212.0	(33.0)	8.0	24.0	2.0	8.0	18.0	14.0	18.0	11.0	21.0	24.0	8.0	27.0	29.0	(40.0)
18	T293 U13	5.0	 TUR	826	Alp Kaya Akdag	2013	M	283.1	223.1	21.0	24.0	20.0	24.0	(26.0)	9.0	9.0	17.0	22.0	18.1 RDG1:12	17.0	10.0	8.0	(34.0)	24.0
19	T293 U13		 BEL	59	Gus Van Mol	2012	M	296.0	233.0	26.0	19.0	22.0	(30.0)	15.0	17.0	18.0	19.0	20.0	19.0	13.0	16.0	11.0	(33.0)	18.0
20	T293 U13		 GRE	49	Thomas Ioannis Vaitis	2012	M	368.0	250.0	19.0	18.0	27.0	1.0	21.0	27.0	17.0	21.0	(73.0 DSQ)	13.0	29.0	25.0	17.0	15.0	(45.0)
21	T293 U13		 GER	721	Fritz Grünbaum	2012	M	348.0	263.0	11.0	13.0	26.0	(40.0)	18.0	15.0	30.0	(45.0)	27.0	22.0	23.0	17.0	28.0	18.0	15.0
22	T293 U13		 GRE	1	Paris Damoulianos	2013	M	353.0	275.0	24.0	30.0	(42.0)	8.0	(36.0)	20.0	27.0	34.0	36.0	29.0	18.0	7.0	12.0	17.0	13.0
23	T293 U13		 TUR	560	Sarp Sarli	2012	M	386.0	275.0	38.0	47.0	25.0	29.0	41.0	8.0	11.0	12.0	9.0	1.0	12.0	34.0	(57.0)	(54.0)	8.0
24	T293 U13	5.0	 POL	443	Leonard Wilandt	2012	M	385.0	302.0	10.0	26.0	2.0	33.0	22.0	29.0	21.0	36.0	30.0	(38.0)	36.0	(45.0)	29.0	12.0	16.0
25	T293 U13		 GER	488	Ken-Oke Benedict	2012	M	380.0	305.0	(40.0)	27.0	28.0	23.0	25.0	28.0	31.0	26.0	26.0	16.0	(35.0)	12.0	14.0	20.0	29.0
26	T293 U13		 ITA	87	Paola Bofisè	2012	F	418.0	327.0	(45.0)	44.0	30.0	6.0	31.0	10.0	22.0	11.0	19.0	24.0	45.0	20.0	(46.0)	28.0	37.0
27	T293 U13		 HUN	177	Huba Szakács	2012	M	452.0	360.0	20.0	11.0	21.0	39.0	34.0	(47.0)	(45.0)	23.0	39.0	43.0	33.0	21.0	41.0	7.0	28.0
28	T293 U13	5.0	 POL	472	Kalina Wilandt	2013	F	467.0	370.0	25.0	33.0	16.0	38.0	39.0	39.0	37.0	33.0	(46.0)	35.0	(51.0)	40.0	10.0	11.0	14.0
29	T293 U13		 ESP	907	Carlota Torrandell Bibiloni	2012	F	477.5	381.0	18.0	36.0	14.0	34.0	24.0	14.0	(53.5 PRP)	30.0	29.0	33.0	(43.0)	33.0	39.0	39.0	38.0
30	T293 U13	5.0	 HUN	20	Jessica Roman Inamahoro	2013	F	501.0	383.0	30.0	32.0	33.0	9.0	38.0	31.0	(73.0 DNC)	43.0	43.0	(45.0)	32.0	44.0	15.0	14.0	19.0
31	T293 U13		 TUR	1101	Elis Eksi	2013	F	501.0	384.0	37.0	29.0	37.0	36.0	23.0	26.0	28.0	24.0	28.0	15.0	27.0	27.0	47.0	(59.0)	(58.0)
32	T293 U13		 ITA	49	Tommaso Planeta	2012	M	532.0	386.0	34.0	34.0	31.0	11.0	51.0	40.0	39.0	(73.0 DNC)	(73.0 DNC)	23.0	9.0	13.0	30.0	45.0	26.0
33	T293 U13		 ITA	116	Sebastian Brett	2012	M	487.5	390.5	28.5 RDG1:3	21.0	36.0	42.0	16.0	(49.0)	(48.0)	27.0	25.0	37.0	39.0	43.0	36.0	23.0	17.0

Rank	Fleet	Division	NOC	Sailnumber	Full Name	YOB	Gender	Total	Nett	R1	R2	R3	R4	R5	R6	R7	R8	R9	R10	R11	R12	R13	R14	R15
34	T293 U13		GRE	430	Vegia Oikonomou	2012	F	531.0	416.0	41.0	(53.0)	44.0	(62.0)	29.0	32.0	33.0	32.0	38.0	32.0	28.0	42.0	22.0	13.0	30.0
35	T293 U13		GBR	913	Luke Stevens	2012	M	513.0	419.0	23.0	31.0	41.0	28.0	(45.0)	33.0	38.0	35.0	23.0	40.0	30.0	28.0	44.0	(49.0)	25.0
36	T293 U13		LAT	1010	Astra Krastina	2012	F	529.0	424.0	15.0	14.0	29.0	7.0	48.0	35.0	(52.0)	38.0	33.0	(53.0)	42.0	35.0	37.0	41.0	50.0
37	T293 U13		TUR	659	Aras Nart	2012	M	548.0	425.0	(60.0 PRP)	41.0	40.0	50.0	10.0	23.0	25.0	14.0	32.0	30.0	25.0	22.0	60.0	(63.0)	53.0
38	T293 U13		TUR	1177	Can Gürbüz	2012	M	577.0	454.0	(64.0)	54.0	(59.0)	43.0	32.0	21.0	23.0	40.0	21.0	14.0	31.0	39.0	40.0	48.0	48.0
39	T293 U13		TUR	3456	Tuna Tekin	2013	M	602.0	464.0	59.0	35.0	60.0	45.0	9.0	22.0	19.0	(73.0 DNC)	37.0	12.0	22.0	29.0	(65.0)	61.0	54.0
40	T293 U13		ITA	139	Carlo Pezzatini	2012	M	611.0	465.0	39.0	22.0	10.0	52.0	11.0	36.0	(73.0 DNC)	(73.0 DNC)	73.0 DNC	47.0	46.0	19.0	50.0	37.0	23.0
41	T293 U13	5.0	CZE	143	Jakub Roušal	2012	M	596.0	473.0	35.0	40.0	32.0	51.0	46.0	34.0	26.0	39.0	17.0	28.0	20.0	47.0	58.0	(64.0)	(59.0)
42	T293 U13		HUN	262	Indigo Evans	2012	F	578.0	475.0	29.0	43.0	(50.0)	21.0	50.0	41.0	42.0	44.0	40.0	39.0	26.0	32.0	(53.0)	19.0	49.0
43	T293 U13	5.0	CZE	99	Adela Polivkova	2013	F	603.0	478.0	46.0	28.0	19.0	14.0 RDG	47.0	45.0	44.0	(73.0 DNC)	45.0	44.0	40.0	(52.0)	35.0	36.0	35.0
44	T293 U13	5.0	TUR	1902	Mira Yapar	2013	F	581.0	480.0	42.0	46.0	46.0	(53.0)	33.0	(48.0)	29.0	29.0	34.0	36.0	37.0	38.0	42.0	46.0	22.0
45	T293 U13	5.0	TUR	4002	Zeynep Eflin Bacak	2012	F	597.0	500.0	32.0	(48.0)	45.0	(49.0)	43.0	44.0	36.0	28.0	35.0	41.0	38.0	37.0	32.0	43.0	46.0
46	T293 U13		ITA	75	Lorenzo Moncada	2012	M	652.0	506.0	43.0	52.0	35.0	31.0	49.0	38.0	(73.0 DNC)	47.0	(73.0 DNC)	46.0	48.0	36.0	21.0	24.0	36.0
47	T293 U13		TUR	3900	Nil Erdamar	2012	F	618.0	509.0	52.0	49.0	(55.0)	(54.0)	44.0	42.0	35.0	41.0	24.0	34.0	41.0	31.0	49.0	25.0	42.0
48	T293 U13		GRE	111	Anastasia Ekaterini Aggelakou Tsakiri	2013	F	662.0	534.0	31.0	39.0	47.0	46.0	30.0	37.0	(73.0 DNC)	31.0	41.0	(55.0)	47.0	46.0	54.0	38.0	47.0
49	T293 U13		HUN	816	Sámuel Danziger	2012	M	653.0	542.0	(53.0)	42.0	53.0	37.0	40.0	53.0	51.0	42.0	42.0	(58.0)	49.0	41.0	38.0	22.0	32.0
50	T293 U13	5.0	POL	480	Borys Kurasinski	2012	M	675.0	560.0	44.0	51.0	(61.0)	41.0	(54.0)	43.0	40.0	37.0	44.0	42.0	50.0	48.0	52.0	35.0	33.0
51	T293 U13	5.0	HUN	18	Adél Vincze	2013	F	760.0	614.0	36.0	62.0	43.0	64.0	59.0	57.0	47.0	50.0	51.0	(73.0 DNC)	(73.0 DNF)	54.0	26.0	31.0	34.0
52	T293 U13	5.0	GRE	1430	Ionika Oikonomou	2014	F	780.0	638.0	(69.0)	67.0	62.0	25.0	28.0	51.0	(73.0 DNC)	51.0	50.0	54.0	54.0	49.0	31.0	50.0	66.0
53	T293 U13		HUN	253	Zsigmond Sármy	2013	M	776.0	656.0	55.0	(63.0)	54.0	35.0	55.0	52.0	46.0	48.0	49.0	(57.0)	56.0	50.0	48.0	56.0	52.0
54	T293 U13	5.0	POL	442	Zofia Socha	2013	F	785.0	663.0	(61.0)	38.0	52.0	60.0	57.0	46.0	41.0	46.0	47.0	48.0	53.0	56.0	(61.0)	58.0	61.0
55	T293 U13		HUN	435	Daniel Mate	2012	M	825.0	679.0	28.0	45.0	38.0	63.0	52.0	61.0	(73.0 DNC)	(73.0 DNC)	73.0 DNC	73.0 DNC	73.0 DNC	51.0	23.0	44.0	55.0
56	T293 U13	5.0	HUN	502	Peter Banyai	2013	M	844.0	698.0	56.0	64.0	56.0	66.0	20.0	(73.0 DNC)	43.0	(73.0 DNC)	73.0 DNC	73.0 DNC	44.0	61.0	34.0	52.0	56.0
57	T293 U13	5.0	HUN	80	Polackó-Szénási Kora	2014	F	863.0	724.0	63.0	61.0	64.0	47.0	53.0	54.0	(73.0 DNC)	52.0	48.0	50.0	57.0	53.0	62.0	(66.0)	60.0
58	T293 U13	5.0	POL	473	Felicja Szaraniec	2012	F	883.0	737.0	65.0	57.0	57.0	57.0	58.0	59.0	49.0	49.0	52.0	49.0	(73.0 DNF)	(73.0 OCS)	64.0	57.0	64.0
59	T293 U13		HUN	660	Abigél Kemény	2013	F	899.0	753.0	51.0	50.0	49.0	48.0	60.0	62.0	(73.0 DNC)	(73.0 DNC)	73.0 DNC	73.0 DNC	73.0 DNC	73.0 DNC	43.0	47.0	51.0
60	T293 U13	5.0	HUN	700	Ádám Tóth	2012	M	915.0	769.0	62.0	65.0	63.0	56.0	61.0	60.0	(73.0 DNC)	(73.0 DNC)	73.0 DNC	56.0	55.0	60.0	63.0	51.0	44.0
61	T293 U13	5.0	LAT	6	Telma Dzirkale	2013	F	924.0	778.0	58.0	68.0	67.0	59.0	68.0	55.0	53.0	(73.0 OCS)	(73.0 OCS)	51.0	52.0	59.0	59.0	62.0	67.0
62	T293 U13		LAT	15	Arturs Zubrickis	2012	M	927.0	781.0	50.0	60.0	51.0	44.0	63.0	50.0	(73.0 DNC)	(73.0 RET)	73.0 RET	73.0 DNF	73.0 RET	73.0 DNC	51.0	55.0	65.0
63	T293 U13		HUN	299	Julia Allo	2012	F	934.0	788.0	48.0	56.0	58.0	67.0	64.0	58.0	54.0	54.0	(73.0 DNC)	(73.0 DNC)	73.0 DNF	55.0	73.0 DNC	65.0	63.0
64	T293 U13		HUN	499	Blanka Allo	2012	F	935.0	789.0	57.0	59.0	65.0	55.0	65.0	(73.0 RET)	(73.0 RET)	73.0 RET	73.0 DNC	73.0 RET	73.0 RET	57.0	45.0	53.0	41.0
65	T293 U13	5.0	HUN	277	Fábián Dóra	2012	F	955.0	809.0	60.0	55.0	68.0	61.0	62.0	(73.0 DNC)	(73.0 DNC)	73.0 DNC	73.0 DNC	73.0 DNC	73.0 DNC	73.0 DNC	55.0	40.0	43.0
66	T293 U13		HUN	1000	Giovanni Cioffi	2012	M	960.0	814.0	67.0	69.0	66.0	68.0	67.0	56.0	50.0	53.0	(73.0 DNC)	52.0	(73.0 DNC)	58.0	73.0 DNF	67.0	68.0
67	T293 U13	5.0	HUN	17	Imre Horváth	2013	M	979.0	833.0	49.0	37.0	34.0	(73.0 DNC)	56.0	(73.0 DNC)	73.0 DNC	73.0 DNC	73.0 DNC	73.0 DNC	73.0 DNC	73.0 DNC	73.0 DNC	73.0 DNC	73.0 DNC
68	T293 U13	5.0	HUN	29	Vanessa Roman	2014	F	980.0	834.0	66.0	58.0	48.0	58.0	66.0	(73.0 DNC)	(73.0 DNC)	73.0 DNC	73.0 DNC	73.0 DNC	73.0 DNC	73.0 DNC	56.0	60.0	57.0
69	T293 U13	5.0	HUN	270	Lena Kalman	2012	F	1,058.0	912.0	70.0	66.0	69.0	65.0	69.0	(73.0 DNC)	(73.0 DNC)	73.0 DNC	73.0 DNC	73.0 DNC	73.0 DNC	73.0 DNC	73.0 DNF	73.0 DNC	62.0
70	T293 U13	5.0	LAT	22	Majja Dzirkale	2013	F	1,073.0	927.0	71.0	70.0	(73.0 DNS)	69.0	70.0	63.0	(73.0 RET)	73.0 DNC	73.0 DNC	73.0 DNF	73.0 DNC	73.0 RET	73.0 DNC	73.0 DNC	73.0 DNC
71	T293 U13	5.0	HUN	702	Flóra Katalin Szekeres	2013	F	1,090.0	944.0	68.0	(73.0 DNC)	(73.0 DNC)	73.0 DNC	73.0 DNC	73.0 DNC	73.0 DNC	73.0 DNC	73.0 DNC	73.0 DNC	73.0 DNC	73.0 DNC	73.0 DNC	73.0 DNC	73.0 DNC
72	T293 U13	5.0	HUN	343	Bora Lujza Utassy	2015	F	1,092.0	946.0	(73.0 DNC)	(73.0 DNC)	73.0 DNC	70.0	73.0 DNC	73.0 DNC	73.0 DNC	73.0 DNC	73.0 DNC	73.0 DNC	73.0 DNC	73.0 DNC	73.0 DNC	73.0 DNC	73.0 DNC

