
























































Results are provisional as of 17:45 on July 26, 2024

T293 U15 Boys Fleet

Sailed: 15, Discards: 2, To count: 13, Entries: 58, Scoring system: WCR Appendix A

Rank	Fleet	Division	NOG	Sailnumber	Full Name	YOB	Gender	Total	Nett	R1	R2	R3	R4	R5	R6	R7	R8	R9	R10	R11	R12	R13	R14	R15
1	T293 U15 Boys			99	Evangelos Kyriazakos	2011	M	132.0	61.0	8.0	1.0	2.0	2.0	1.0	3.0	1.0	(59.0 RET)	9.0	2.0	(12.0)	8.0	9.0	9.0	6.0
2	T293 U15 Boys			48	Georgios Kanellopoulos	2011	M	138.0	75.0	(27.0)	2.0	15.0	8.0	9.0	2.0	2.0	2.0	2.0	1.0	8.0	(36.0)	2.0	13.0	9.0
3	T293 U15 Boys			2	Spiros Monastiriotis	2010	M	161.0	85.0	3.0	16.0	14.0	15.0	10.0	4.0	3.0	1.0	1.0	(17.0)	1.0	11.0	(59.0 DNC)	2.0	4.0
4	T293 U15 Boys			64	Alessandro La Sala	2010	M	151.0	96.0	1.0	11.0	4.0	3.0	4.0	(26.0)	5.0	(29.0)	19.0	6.0	24.0	12.0	5.0	1.0	1.0
5	T293 U15 Boys			42	Foivos Koulalis	2011	M	154.5	96.5	(29.0)	5.0	3.0	13.0	8.0	6.0	4.0	9.5 RDG1:9	8.0	10.0	(29.0)	9.0	7.0	7.0	7.0
6	T293 U15 Boys			6	Luis Burkhart	2011	M	146.0	109.0	9.0	(19.0)	11.0	5.0	(18.0)	1.0	16.0	9.0	18.0	7.0	17.0	7.0	1.0	3.0	5.0
7	T293 U15 Boys			564	Max Consalvo	2010	M	195.0	115.0	10.0	3.0	5.0	(21.0)	20.0	10.0	19.0	10.0	3.0	(59.0 RET)	2.0	3.0	8.0	4.0	18.0
8	T293 U15 Boys			295	Yoav Marom	2011	M	174.0	123.0	13.0	9.0	1.0	1.0	2.0	11.0	(26.0)	8.0	23.0	(25.0)	13.0	6.0	15.0	11.0	10.0
9	T293 U15 Boys			138	Jan Serafinski-Melsztynski	2010	M	169.0	125.0	4.0	(21.0)	6.0	20.0	(23.0)	14.0	7.0	6.0	4.0	16.0	16.0	19.0	3.0	8.0	2.0
10	T293 U15 Boys			20	Troja Alberto	2011	M	166.6	125.6	14.0	(20.0)	9.0	4.0	14.0	13.0	11.3 RDG1:9	11.3 RDG1:9	5.0	9.0	5.0	5.0	6.0	19.0	(21.0)
11	T293 U15 Boys			39	Orestis Nikolaos Palamidis	2011	M	244.0	156.0	20.0	8.0	16.0	7.0	(59.0 OCS)	7.0	15.0	7.0	15.0	11.0	4.0	2.0	(29.0)	29.0	15.0
12	T293 U15 Boys			23	Simone Trovato	2011	M	227.0	168.0	15.0	13.0	(35.0 PRP)	10.0	5.0	18.0	(24.0)	16.0	17.0	15.0	11.0	21.0	10.0	5.0	12.0
13	T293 U15 Boys			1122	Kerem Demir Demirel	2010	M	246.0	184.0	2.0	15.0	19.0	14.0	(28.0)	27.0	9.0	(34.0)	7.0	3.0	22.0	28.0	12.0	12.0	14.0
14	T293 U15 Boys			98	Alistair Boccanegra	2010	M	237.1	184.1	16.0	7.0	13.0	11.0	16.0	8.0	6.0	(28.0)	13.1 RDG1:9	20.0	15.0	14.0	22.0	23.0	(25.0)
15	T293 U15 Boys			95	Alessandro Pietro Vigneri	2011	M	268.0	191.0	17.0	17.0	18.0	23.0	29.0	19.0	8.0	11.0	10.0	(35.0)	9.0	(42.0)	11.0	16.0	3.0
16	T293 U15 Boys			51	Federico Barbera	2011	M	265.6	192.6	12.0	14.0	8.0	17.0	7.0	(40.0)	25.0	26.0	29.0	20.6 RDG1:12	(33.0)	16.0	4.0	6.0	8.0
17	T293 U15 Boys			43	Tommaso Nicola Vallini	2011	M	288.0	196.0	11.0	4.0	(59.0 UFD)	6.0	3.0	(33.0)	14.0	22.0	26.0	21.0	30.0	10.0	19.0	14.0	16.0
18	T293 U15 Boys			908	Arian Castro	2010	M	289.0	198.0	6.0	6.0	26.0	12.0	19.0	12.0	18.0	25.0	25.0	5.0	25.0	1.0	18.0	(59.0 OCS)	(32.0)
19	T293 U15 Boys			8	Claudio Capitta	2011	M	257.0	199.0	22.0	(26.0)	10.0	16.0	(32.0)	5.0	22.0	12.0	12.0	18.0	14.0	15.0	14.0	22.0	17.0
20	T293 U15 Boys			848	Erez Marom	2011	M	296.0	231.0	23.0	12.0	24.0	9.0	11.0	25.0	17.0	21.0	(32.0)	(33.0)	23.0	17.0	13.0	17.0	19.0
21	T293 U15 Boys			414	Curro Simbad Llorca	2010	M	345.0	279.0	24.0	(32.0)	23.0	29.0	(34.0)	16.0	30.0	4.0	27.0	32.0	3.0	18.0	23.0	28.0	22.0
22	T293 U15 Boys			86	Lilian Blugeon	2011	M	384.0	293.0	34.0	29.0	33.0	22.0	31.0	(43.0)	13.0	18.0	13.0	4.0	26.0	4.0	34.0	32.0	(48.0)
23	T293 U15 Boys			919	Jorge Alemany	2010	M	414.5	296.5	21.0	18.0	(59.0 UFD)	18.0	6.0	21.0	20.0	(59.0 DNC)	24.0	19.0	26.5 RDG1:12	26.0	59.0 DNC	10.0	28.0
24	T293 U15 Boys			1039	Toprak Dogan	2011	M	415.0	297.0	31.0	27.0	40.0	(59.0 OCS)	21.0	15.0	29.0	3.0	6.0	14.0	18.0	24.0	21.0	48.0	(59.0 DNC)
25	T293 U15 Boys			234	Rajmund Takats	2011	M	390.0	305.0	33.0	(46.0)	12.0	25.0	12.0	22.0	37.0	(39.0)	28.0	29.0	38.0	22.0	16.0	20.0	11.0

Rank	Fleet	Division	NOC	Sailnumber	Full Name	YOB	Gender	Total	Nett	R1	R2	R3	R4	R5	R6	R7	R8	R9	R10	R11	R12	R13	R14	R15
26	T293 U15 Boys		 ITA	18	Giuseppe La Loggia	2011	M	387.3	314.3	18.0	10.0	32.0	18.3 RDG1:5	13.0	23.0	(36.0)	32.0	31.0	31.0	(37.0)	35.0	20.0	24.0	27.0
27	T293 U15 Boys		 TUR	2905	Arhan Ozturk	2010	M	408.0	327.0	30.0	(39.0)	37.0	26.0	35.0	31.0	11.0	19.0	11.0	23.0	27.0	13.0	26.0	38.0	(42.0)
28	T293 U15 Boys		 HUN	218	Sandor Kossa	2010	M	429.0	348.0	7.0	31.0	30.0	32.0	(40.0)	35.0	(41.0)	20.0	21.0	40.0	32.0	25.0	24.0	27.0	24.0
29	T293 U15 Boys		 GBR	715	James Houghton	2010	M	428.0	352.0	19.0	34.0	34.0	36.0	22.0	24.0	34.0	14.0	16.0	30.0	19.0	(38.0)	36.0	34.0	(38.0)
30	T293 U15 Boys		 GBR	3531	Milo Robineau-Potts	2010	M	442.0	355.0	(43.0)	38.0	39.0	(44.0)	26.0	28.0	10.0	27.0	30.0	36.0	28.0	23.0	25.0	25.0	20.0
31	T293 U15 Boys		 FRA	545	Simon Lutt	2010	M	433.0	357.0	(39.0)	35.0	27.0	30.0	36.0	30.0	27.0	24.0	34.0	8.0	20.0	20.0	(37.0)	33.0	33.0
32	T293 U15 Boys		 TUR	1029	Esref Jale	2011	M	452.0	367.0	35.0	24.0	(45.0)	28.0	25.0	29.0	28.0	31.0	20.0	22.0	31.0	27.0	30.0	37.0	(40.0)
33	T293 U15 Boys		 EST	261	Henri Kiiver	2010	M	456.0	368.0	32.0	37.0	25.0	24.0	17.0	37.0	32.0	36.0	35.0	(42.0)	(46.0)	30.0	17.0	15.0	31.0
34	T293 U15 Boys		 GRE	13	Ioannis Deskes	2011	M	481.0	375.0	28.0	33.0	20.0	(47.0)	44.0	32.0	21.0	17.0	(59.0 DNC)	44.0	21.0	29.0	39.0	21.0	26.0
35	T293 U15 Boys		 CZE	844	Frantisek Burda	2010	M	472.0	376.0	(45.0)	42.0	42.0	31.0	42.0	9.0	35.0	5.0	33.0	13.0	6.0	31.0	42.0	45.0	(51.0)
36	T293 U15 Boys		 LAT	92	Rudolfs Putnis	2010	M	469.4	384.4	25.0	22.0	28.0	27.0	30.0	39.0	(42.0)	38.0	31.4 RDG1:9	(43.0)	35.0	37.0	33.0	26.0	13.0
37	T293 U15 Boys		 POL	403	Jan Raczak	2011	M	496.0	385.0	5.0	23.0	7.0	43.0	15.0	38.0	(52.0)	(59.0 DNC)	46.0	39.0	50.0	32.0	27.0	30.0	30.0
38	T293 U15 Boys		 ITA	63	Davide Zucca	2011	M	506.0	406.0	26.0	25.0	22.0	33.0	38.0	36.0	31.0	35.0	36.0	24.0	(41.0)	(59.0 RET)	28.0	35.0	37.0
39	T293 U15 Boys		 TUR	1062	Halil Ibrahim Yilmaz	2010	M	532.0	426.0	46.0	(47.0)	44.0	35.0	33.0	20.0	23.0	13.0	(59.0 DSQ)	37.0	10.0	41.0	46.0	42.0	36.0
40	T293 U15 Boys		 EST	311	Pärt Ewald Kullerkupp	2010	M	570.0	464.0	48.0	41.0	47.0	34.0	48.0	17.0	33.0	23.0	22.0	34.0	36.0	34.0	(52.0)	(54.0)	47.0
41	T293 U15 Boys		 EST	103	Paul Arthur Tuubel	2011	M	574.0	475.0	40.0	(52.0)	41.0	40.0	24.0	46.0	(47.0)	37.0	42.0	41.0	34.0	45.0	32.0	18.0	35.0
42	T293 U15 Boys		 GER	723	Gustav Grünbaum	2010	M	593.0	487.0	47.0	(55.0)	43.0	(51.0)	47.0	34.0	38.0	30.0	41.0	28.0	7.0	33.0	49.0	40.0	50.0
43	T293 U15 Boys		 FRA	1377	Simon Trochut	2011	M	590.0	490.0	(53.0)	45.0	38.0	42.0	41.0	44.0	40.0	44.0	38.0	12.0	(47.0)	40.0	38.0	39.0	29.0
44	T293 U15 Boys		 GRE	365	Dimitris Meimelis	2010	M	587.0	497.0	41.0	30.0	36.0	37.0	(45.0)	41.0	44.0	33.0	37.0	(45.0)	42.0	44.0	40.0	31.0	41.0
45	T293 U15 Boys		 HUN	27	Félix Mann	2010	M	617.0	523.0	42.0	43.0	35.0	39.0	37.0	45.0	39.0	(47.0)	40.0	27.0	40.0	(47.0)	44.0	47.0	45.0
46	T293 U15 Boys		 POL	438	Mateusz Górski	2011	M	642.0	531.0	37.0	40.0	31.0	41.0	43.0	51.0	43.0	(59.0 DNC)	43.0	47.0	44.0	(52.0)	31.0	36.0	44.0
47	T293 U15 Boys		 POL	388	Jan Andrzejewski	2010	M	659.0	558.0	(52.0)	28.0	46.0	(49.0)	39.0	49.0	46.0	41.0	45.0	38.0	43.0	43.0	48.0	46.0	46.0
48	T293 U15 Boys		 ITA	305	Luca Perni	2010	M	682.0	564.0	38.0	36.0	21.0	(59.0 DNC)	(59.0 DNC)	50.0	49.0	59.0 RET	59.0 RET	46.0	53.0	46.0	43.0	41.0	23.0
49	T293 U15 Boys		 EST	133	Uku Karma	2011	M	688.0	583.0	51.0	49.0	(53.0)	38.0	49.0	42.0	50.0	43.0	50.0	(52.0)	49.0	39.0	35.0	49.0	39.0
50	T293 U15 Boys		 POL	455	Jan Zmijewski	2011	M	703.0	600.0	36.0	48.0	29.0	50.0	50.0	48.0	45.0	49.0 DP5	(51.0)	50.0	51.0	49.0	45.0	50.0	(52.0)
51	T293 U15 Boys		 POL	207	Kosma Szymanski	2011	M	724.0	613.0	(54.0)	(57.0)	48.0	46.0	46.0	47.0	48.0	40.0	39.0	49.0	45.0	50.0	50.0	51.0	54.0
52	T293 U15 Boys		 CZE	288	Jindrich Pinos	2011	M	729.0	615.0	50.0	44.0	51.0	48.0	52.0	(55.0)	53.0	(59.0 DNC)	48.0	51.0	52.0	48.0	41.0	43.0	34.0
53	T293 U15 Boys		 HUN	534	Csanad Sari	2011	M	779.0	661.0	49.0	50.0	49.0	52.0	27.0	56.0	55.0	(59.0 RET)	53.0	(59.0 DNC)	59.0 DNC	59.0 DNC	51.0	52.0	49.0
54	T293 U15 Boys		 GRE	731	Gregory Pontifex	2011	M	784.0	666.0	(59.0 DNC)	56.0	56.0	53.0	(59.0 OCS)	53.0	51.0	42.0	47.0	48.0	48.0	51.0	53.0	53.0	55.0
55	T293 U15 Boys		 HUN	849	Barna Benko	2010	M	809.0	691.0	44.0	53.0	50.0	55.0	53.0	(59.0 RET)	(59.0 RET)	59.0 RET	59.0 RET	59.0 DNC	59.0 DNC	59.0 DNC	54.0	44.0	43.0

Rank	Fleet	Division	NOC	Sailnumber	Full Name	YOB	Gender	Total	Nett	R1	R2	R3	R4	R5	R6	R7	R8	R9	R10	R11	R12	R13	R14	R15
56	T293 U15 Boys		<input type="checkbox"/> GRE	777	Theodoros Fourniadis	2011	M	815.0	697.0	(59.0 DNC)	54.0	52.0	45.0	51.0	52.0	54.0	45.0	49.0	(59.0 RET)	59.0 DNC	59.0 DNC	59.0 DNC	59.0 DNC	59.0 DNC
57	T293 U15 Boys		<input type="checkbox"/> GBR	3523	Theodore Balmer	2010	M	822.0	704.0	55.0	51.0	54.0	54.0	54.0	54.0	56.0	(59.0 DNC)	(59.0 DNC)	53.0	55.0	59.0 RET	47.0	59.0 OCS	53.0
58	T293 U15 Boys		<input type="checkbox"/> LAT	8228	Jekabs Straustins	2011	M	850.0	732.0	56.0	58.0	55.0	56.0	(59.0 OCS)	(59.0 DNC)	59.0 DNC	59.0 RET	52.0	54.0	54.0	59.0 RET	55.0	59.0 DNC	56.0